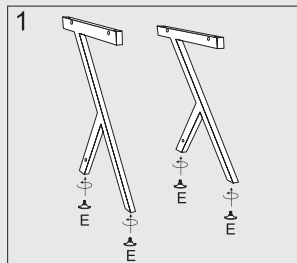


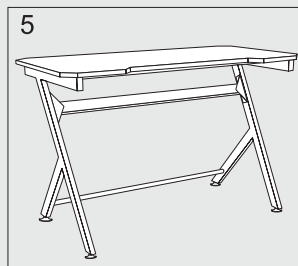
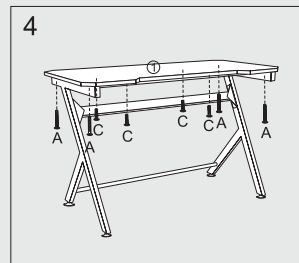
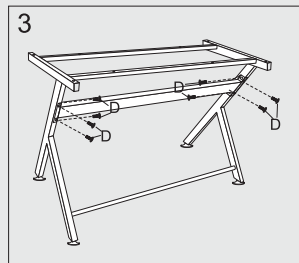
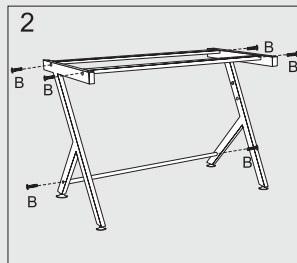
## Kit de herrajes

Etiqueta	Ítem	Cantidad	Imagen
A	Tornillo M6x60mm	4	
B	Tornillo M6x35mm	6	
C	Tornillo M6x30mm	8	
D	Tornillo M6x12mm	3	
E	Pata con regulación de nivel	4	

## Pasos de montaje



5



6

**X**  
**TECH**








XTF-CD187  
**RED WIZARD**  
GAMING COMPUTER DESK

## Quick assembly guide

### Introduction:

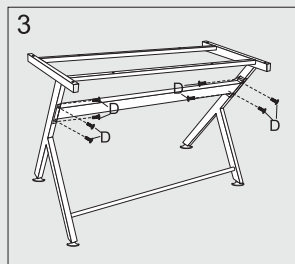
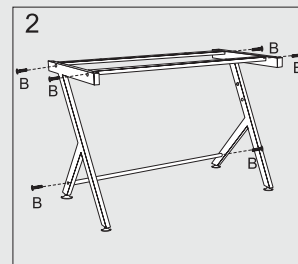
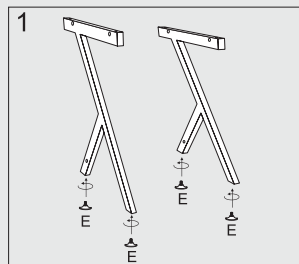
Thank you for purchasing the Xtech Gaming desk. This product is shipped with all necessary hardware and components. Upon opening the box, make sure that none of these parts are missing and/or damaged before assembling the desk.

### Hardware kit:

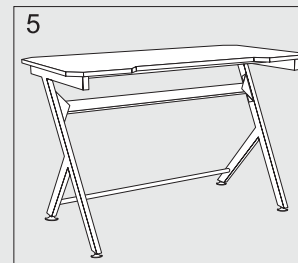
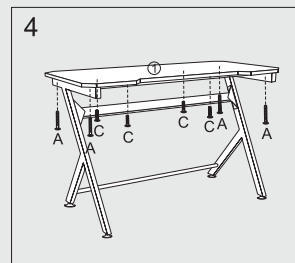
Label	Item	Quantity	Image
A	M6×60mm screw	4	
B	M6×35mm screw	6	
C	M6×30mm screw	8	
D	M6×12mm screw	3	
E	Adjustable leveling foot	4	

2

## Assembly steps



3



4

Español

## Guía de ensamblaje rápido

### Introducción:

Gracias por preferir el Escritorio para videojuegos de Xtech. Este producto viene con todos los herrajes y componentes necesarios. Cuando abra el empaque, verifique la condición y cantidad de las piezas mencionadas antes de comenzar a armar el escritorio.